



INSTRUCTIONS FOR THE VOLLEYBALL ON-LINE CLINIC

Log into your TASO Member's Portal

A screenshot of the 'MEMBERS LOGIN' form. The form has a blue border and a close button in the top right corner. It contains two input fields: 'TASO ID' with the value '12345' and 'PASSWORD' with masked characters '.....'. Below the password field is a link that says 'Forgot Your Password?'. At the bottom right of the form is a pink 'SUBMIT' button.

Enter your TASO ID
and password

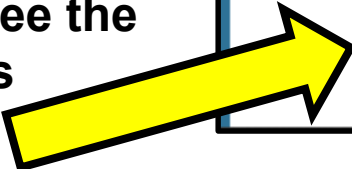


A screenshot of the TASO Member's Portal dashboard. The page has a dark blue header with 'MEMBERS PORTAL' in white. Below the header is a grey bar with 'MY TASO LINKS'. The main content area has a white background and contains a welcome message: 'Welcome, Michael, to your TASO Member's Portal Personalized Private Website. Please update your contact information by clicking on the edit account grey button above. Make sure to include your e-mail address, wireless phone number and name of the carrier (AT&T, Sprint, Verizon, Cingular, etc.). This will help TASO, your sports board and your chapter send important communications to you.' Below this is another paragraph: 'Also check out the calendar below for the latest event information. Feel free to send TASO and chapter reps your feedback through the grey Send Message button above.' At the bottom, there is a grey bar with 'MY TASO MESSAGES' and a white box showing 'New Messages: 24' with a 'view' link. Below that is a calendar navigation bar for 'July 2018' with left and right arrow buttons.

**Under “Sports Clinics”,
Click on the plus (+) sign
next to Volleyball to see the
list of available videos**

Sports Clinics


- + Football
- Basketball
- + Volleyball



The 2019 On-Line Clinic contains are 7 modules, you must view 100% of all 7 to receive credit.

– Volleyball

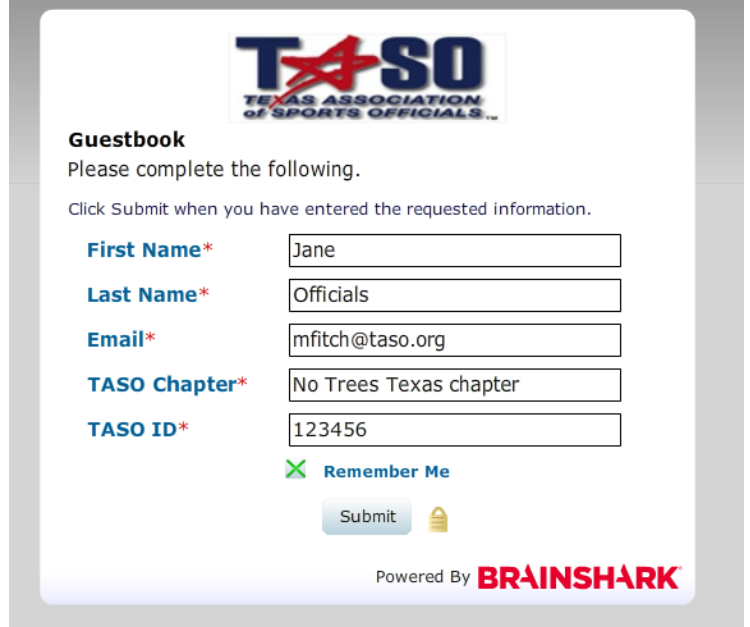
- 2019 TASO VB RULE CHANGES - Volleyball [Start Video](#)
- TASO STATE MEETING 2019 Test Review Final - Volleyball [Start Video](#)
- 2019 R1 and R2 Communication - Volleyball [Start Video](#)
- 2019 VB Basic Training - Volleyball [Start Video](#)
- 2019 VB Alignment Training - Volleyball [Start Video](#)
- 2019 State Meeting - Line Judging 2 - Volleyball [Start Video](#)
- 2019 Tricks of the Trade - Volleyball [Start Video](#)



The first module will start playing

A “Guestbook” will pop-up. Complete the requested information and click, “Submit”.

Note if you check “Remember Me” it will auto-populate your information in future modules.



T&SO
TEXAS ASSOCIATION
OF SPORTS OFFICIALS...

Guestbook
Please complete the following.
Click Submit when you have entered the requested information.

First Name*

Last Name*

Email*

TASO Chapter*

TASO ID*

Remember Me


Powered By **BRAINSHARK**



If you do not see the “Continue” button, use your “Tab” key



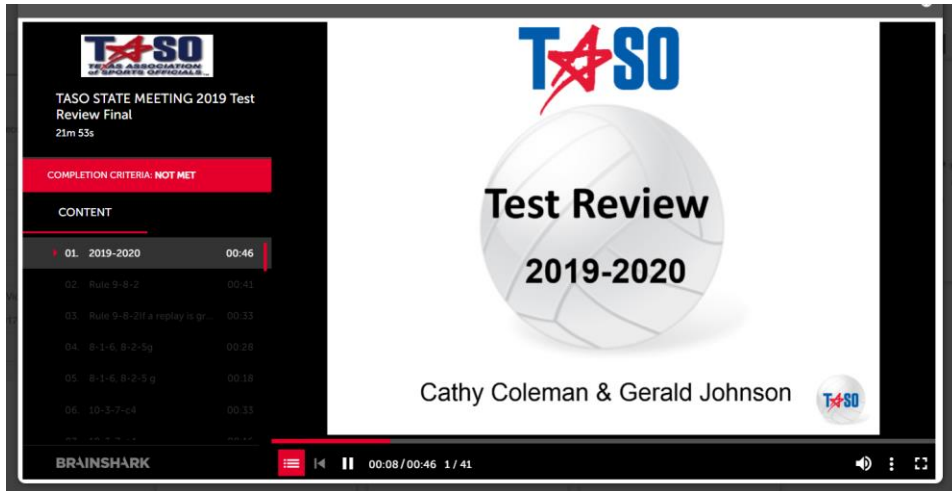
Now the “Continue Play” button becomes visible



When you have successfully completed a module, it will be so indicated.

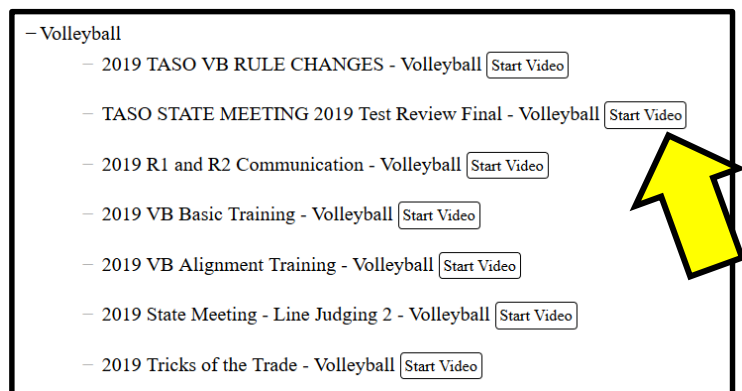
Please note that the location of the Completion Indicator will change location based on your internet browser

CLOSE YOUR BROWSER WINDOW AND THE NEXT MODULE WILL START



You are not required to complete all 7 modules in a single session. If you need to stop a module be sure and “log-out” of your session by closing your browser window.

To resume your session, log back into the Member’s Portal and click on the module you were watching when you left the previous session. It should start back in the same slide where you stopped.



NOTE: You must resume using the same device (PC, tablet, etc.) with the same browser such as Chrome, Firefox, etc.


There are know issues with Safari, so if you are using a Apple product, we suggest you use Firefox or Chrome.

Once you have completed all 7 modules, your TASO Member's Record will be updated.

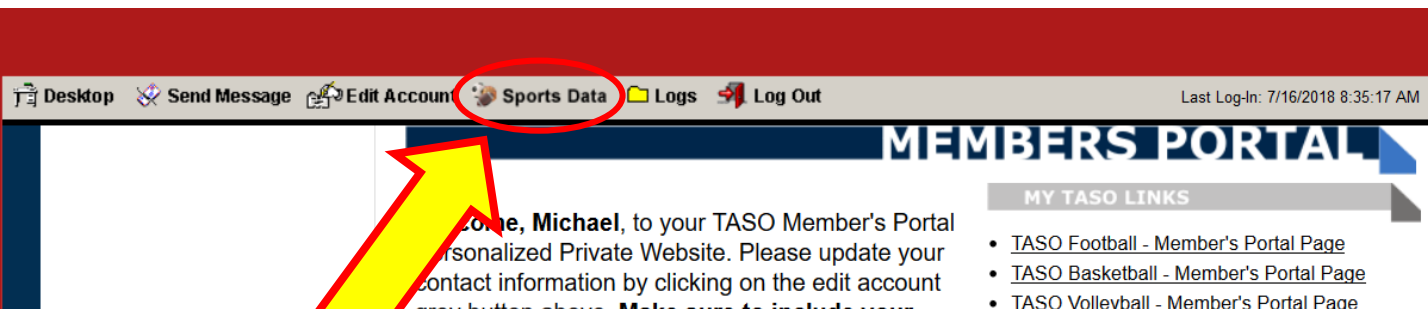
If may take a few hours, or overnight for the update to occur.

TO CHECK YOUR MEMBER RECORD


Log back into your TASO Member's Portal



Click on the "Sports Data" link



Click on the "Volleyball" link



Sport Clinics

Education/Insurance

- TASO Rules Clinic
- Insurance

If you have completed all 7 modules the "TASO Rules Clinic" box will be checked

Payment Type

Amount = \$

Ranking

Ranking: Points:

Status

Status:

District/Chapter

Number: Name:

Each module you have completed will be checked

- Annual Meeting
- 2019_R1_and_R2_Communication
- 2019_State_Meeting__Line_Judging_2
- 2019_TASO_VB_RULE_CHANGES
- 2019_Tricks_of_the_Trade
- 2019_VB_Alignment_Training
- 2019_VB_Basic_Training
- TASO_STATE_MEETING_2019_Test_Review_Final

Misc

Exam Score: Date Joined: Experience:

If you have taken your Rules Exam, your highest score will be here